
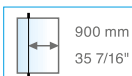


D05E30N

oildynamic
pivot system

D05E30SOL

free version
without stop



SLASH oildynamic pivot system

• Kit Slash per box doccia in nicchia a tutta larghezza. Stop +90°.

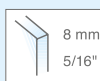
• Kit Slash para box ducha de nicho a anchura total. Stop a +90°.

• Slash niche set wall-wall. One door. Stop at 90°.

• Set Slash für Duschnische Wand-Wand. Eine Tür. +90° Feststellung.

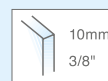
• Kit Slash pour cabine de douche en niche. 1 porte. Arrêt à +90°.

Da specificare all'ordine - Especificar en el pedido - Specify at time of order
Bitte mit der Bestellung genau angeben - Préciser lors de la commande



D05E30N/08

D05E30SOL/08



D05E30N/10

D05E30SOL/10

Compresso / Included

OILDYNAMIC
VERSION



D05E P16 (1X)



D05E P11N/08 (1X)
(vetro/glass 8mm)

D05E P11N/10 (1X)
(vetro/glass 10mm)

FREE
VERSION



D05E P16SOL
(1X)



D05E P11SOL/08 (1X)
(vetro/glass 8mm)

D05E P11SOL/10 (1X)
(vetro/glass 10mm)



D05E P12N/08 (1X)
(vetro/glass 8mm)

D05E P12N/10 (1X)
(vetro/glass 10mm)



D05E P30N
(1X)



D05E P47N
(1X)



D05E P90
(2X)

Non compreso / Not included



D05E P40/13 (1,25 mt)
L ≤ 1300mm (630mm MIN)

D05E P40/18 (1,75 mt)
L > 1300mm (1800mm MAX)
(1X)



D05E P55N/13 (1,3 mt)

L ≤ 1300mm (630mm MIN)
D05E P55N/18 (1,8 mt)
L > 1300mm (1800mm MAX)
(1X)

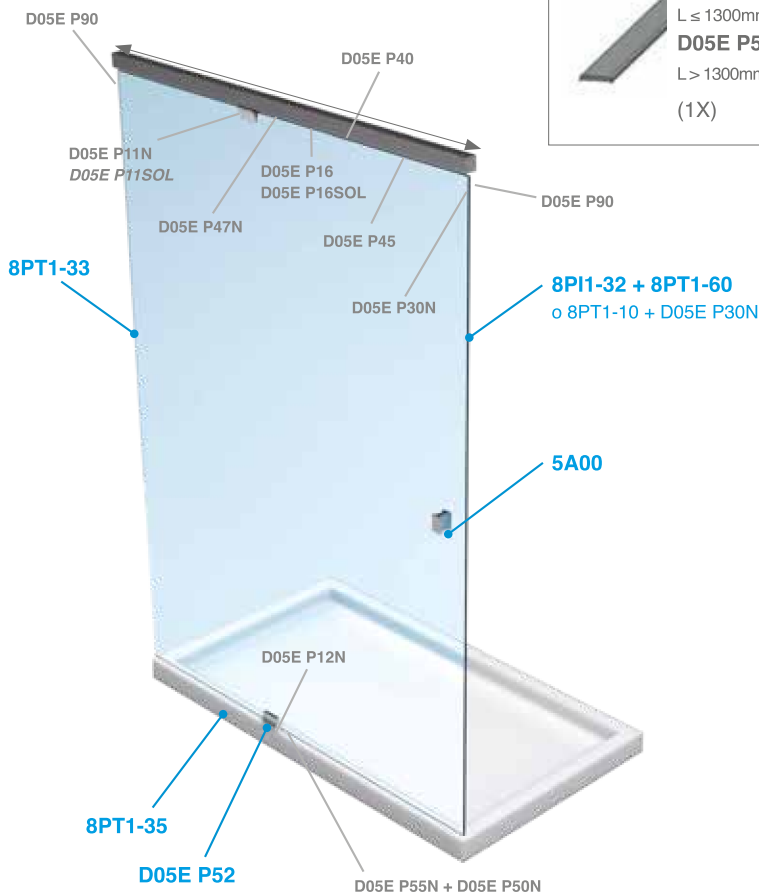


D05E P45/09
(0,9 mt)

(1X) L ≤ 900mm
(2X) L > 900mm




D05E P50N
(1X)



OPTIONAL

Coperture inox per - Cubiertas de acero inoxidable para - Stainless steel covers for - Abdeckungen aus Edelstahl für - Couvertine inox pour



D05E P40

C D05E P40/13
C D05E P40/18
(1X)



D05E P90

C D05E P90
(1X)

Profilo deviatore antischiacciamento - Perfil desviador anti aplastamiento - Seal against finger crush
Fingerklemmschutzprofil - Joint anti-pincement



8PT1-33
(1X)

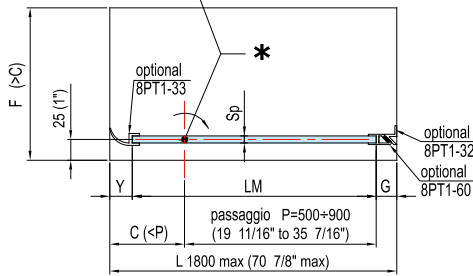
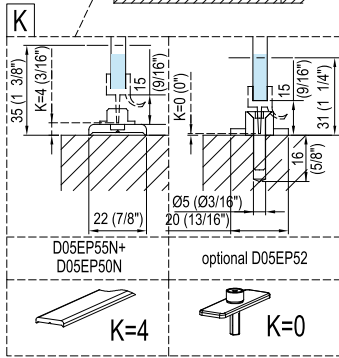
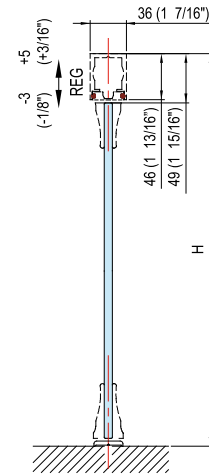
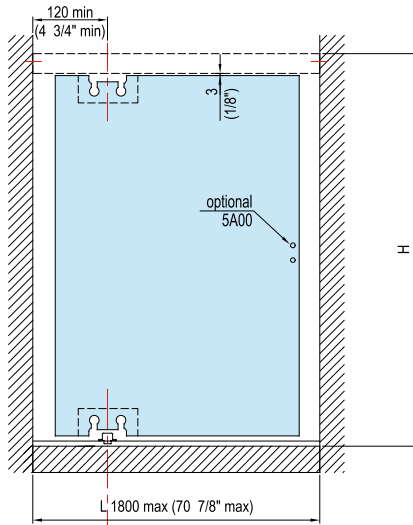
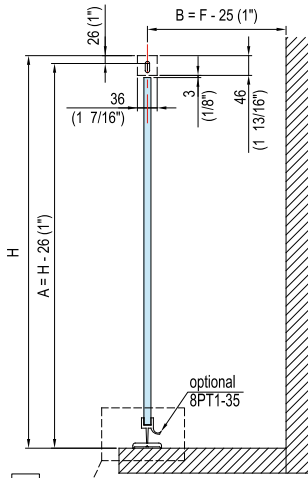


D05E P52
(1X)

D05E30N

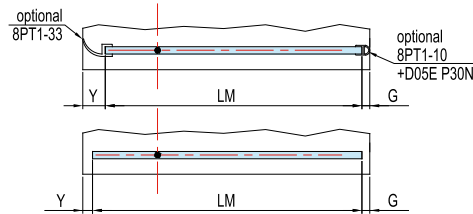
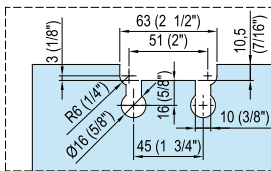
D05E30SOL

SLASH system

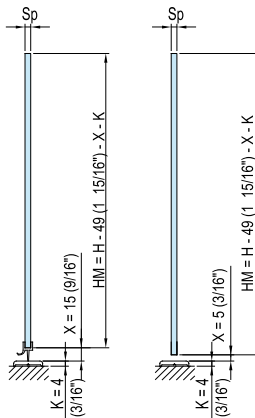
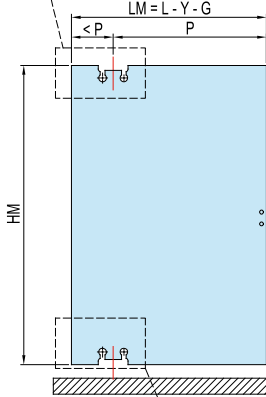


*** CENTRO DI ROTAZIONE
ROTATION POINT**

Sp	Y	G
8 (5/16")	18 (23/32")	17 (21/32")
10 (3/8")	18 (23/32")	20 (25/32")



Sp	Y	G
8 (5/16")	18 (23/32")	6 (1/4")
10 (3/8")	18 (23/32")	8 (5/16")



Sp	Y	G
8 (5/16")	3 (1/8")	3 (1/8")
10 (3/8")	3 (1/8")	3 (1/8")

