



NEW JOINT by

PROFILI GUARNIZIONE

Perfiles guarnición

Glass dry joints

Dichtungsprofile

Profils de joint



We Build the Invisible

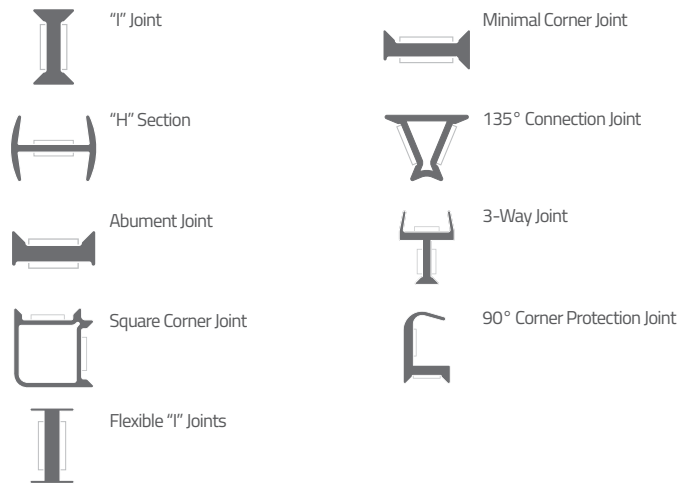
colcomgroup.it

follow us on    


webuildtheinvisible.com

follow us on    


Profili guarnizioni Glass dry joints



Guarnizioni porte vetro Glass door seals



"HEAD & BASE" guarnizioni fermavetro a cuneo Single glazed frameless wedge





Profili guarnizioni Glass dry joints

I profili guarnizione G2G sono la soluzione ideale per unire pareti divisorie interne in vetro. Garantiscono una finitura elegante e minimale delle pareti in vetro. Sono un'alternativa al silicone, la loro installazione è rapida e facile perché utilizza un nastro adesivo integrale ad alta adesione, eliminando lo sporco e lo spreco che il silicone può generare.

Sia che siate interessati alla nostra gamma G2G standard o ad un nuovo sviluppo del profilo possiamo aiutarvi a svilupparlo nell'ambito della vostra attività in modo più efficace.


G2G glass dry joints offer the ideal solution for joining slimline internal glass partitions, providing a sleek and minimal finish to enhance the overall aesthetics of your glass partition.

Providing a suitable alternative to silicone G2G dry joints minimise on-site time with quick, easy installation using integral high bond adhesive tape, whilst removing the mess and waste that sealants can create.

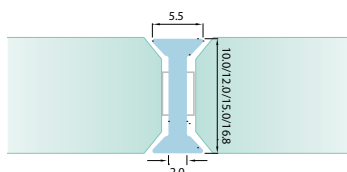
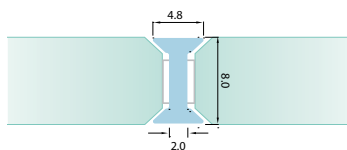
Whether you're interested in our standard G2G range or a new profile development, we could help you develop areas of your partition business more effectively.

- Massima trasparenza
 - Adatto per vetro standard e stratificato
 - Adatto per spessori di vetro di 8 mm - 16,8 mm
 - Ottima adesione tra vetro e guarnizione
 - Disponibile in un'esclusiva linea nera
 - Numeroso stoccaggio per spedizione immediata
 - Prodotto nel Regno Unito
 - I colori sono personalizzabili
-
- High clarity
 - Suitable for standard and laminated glass
 - Suitable for glass thicknesses of 8mm - 16.8mm
 - Excellent adhesion between glass and joint
 - Exclusive Black Collection available
 - Held in stock for immediate despatch
 - Manufactured in our UK factories
 - Customised colours are an option

'I' Joint G2G1001



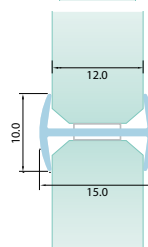
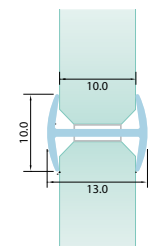
Glass Thickness		Colour	Length
Standard	Laminated		
8mm	8.8mm	●	3m
10mm	10.8mm	●	3m
10mm	10.8mm	●	3m
12mm	12.8mm	●	3m
12mm	12.8mm	●	3m
15mm	15.8mm	●	4m
-	16.8mm	●	4m
-	16.8mm	●	4m




'H' Section G2G1008



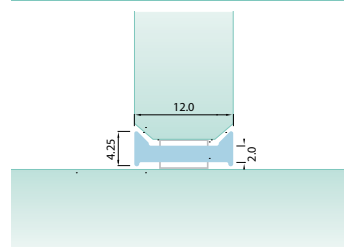
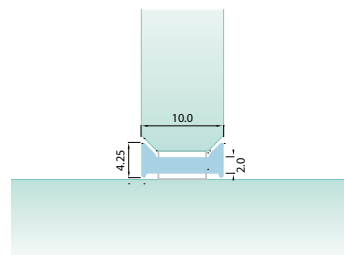
Glass Thickness		Colour	Length
Standard	Laminated		
10mm	10.8mm	●	3m
10mm	10.8mm	●	3m
12mm	12.8mm	●	3m
12mm	12.8mm	●	3m




Abutment Joint G2G1003



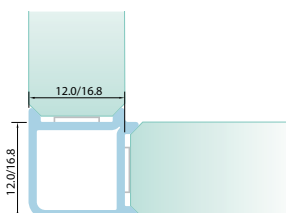
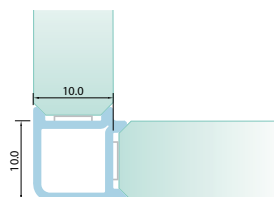
Glass Thickness		Colour	Length
Standard	Laminated		
10mm	10.8mm	●	3m
10mm	10.8mm	●	3m
12mm	12.8mm	●	3m
12mm	12.8mm	●	3m



Square Corner Joint G2G1009



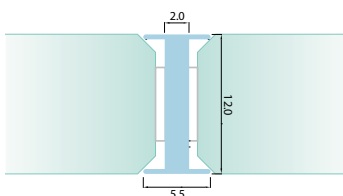
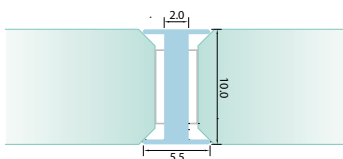
Glass Thickness		Colour	Length
Standard	Laminated		
10mm	10.8mm	●	3m
10mm	10.8mm	●	3m
12mm	12.8mm	●	3m
12mm	12.8mm	●	3m
-	16.8mm	●	4m
-	16.8mm	●	4m



Flexible 'I' Joint G2G1002



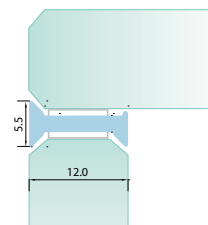
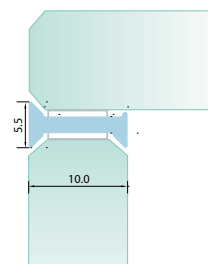
Glass Thickness		Colour	Length
Standard	Laminated		
10mm	10.8mm	●	3m
12mm	12.8mm	●	3m



Minimal Corner Joint G2G1004



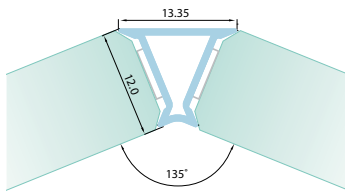
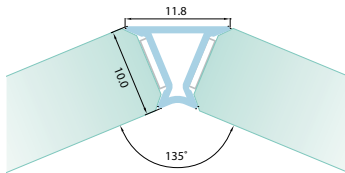
Glass Thickness		Colour	Length
Standard	Laminated		
10mm	10.8mm	●	3m
12mm	12.8mm	●	3m



135° Connection G2G1007



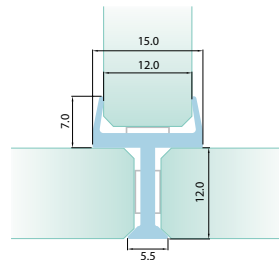
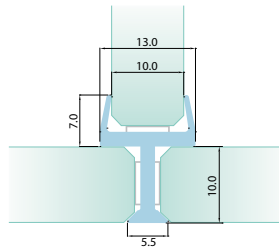
Glass Thickness		Colour	Length
Standard	Laminated		
10mm	10.8mm	●	3m
12mm	12.8mm	●	3m



3-Way Joint G2G1006



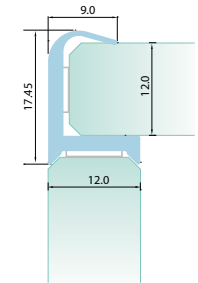
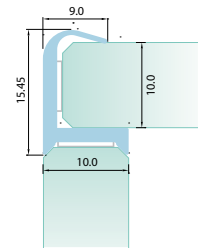
Glass Thickness		Colour	Length
Standard	Laminated		
10mm	10.8mm	●	3m
12mm	12.8mm	●	3m



90° Corner Protection G2G1005



Glass Thickness		Colour	Length
Standard	Laminated		
10mm	10.8mm	●	3m
12mm	12.8mm	●	3m



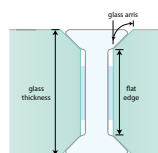
TAGLIO DEL VETRO - GLASS CUTTING

La tabella seguente si riferisce ai profili guarnizione G2G® e indica le dimensioni del bordo piatto e gli angoli di vetro consigliati per vari spessori del vetro.

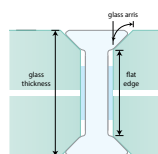
The following table relates to G2G® dry joints and indicates the flat edge dimensions and recommended glass arris for various glass thicknesses.

Glass Type	Glass Thickness	Flat Edge (Maximum)	Glass Arris
Standard	8mm	4.5mm	45°
	10mm	6.5mm	45°
	12mm	8.5mm	45°
	15mm	11.5mm	45°
Laminated	8.8mm	4.5mm	45°
	10.8mm	6.5mm	45°
	12.8mm	8.5mm	45°
	15.8mm	11.5mm	45°
	16.8mm	13.5mm	45°

KEY:



Standard glass



Laminated glass

NB. Si consiglia di chiedere al fornitore del vetro di tagliare 0,5 mm in più sul bordo piatto rispetto a quanto dichiarato al fine di un migliore adattamento e funzionalità. Meglio avere un bordo piatto più piccolo in quanto un bordo piatto più largo di quello indicato può causare una cattiva adesione della guarnizione.

NB. It is recommended that you ask the glass supplier to cut 0.5mm smaller on the flat edge than is stated for fit and function purposes. It is ok to have a smaller flat edge: a larger flat edge than stated can cause the joint not to bond.

GUARNIZIONE DI GIUNZIONE FLAT EDGE FLEXIBILITY



La sezione flessibile "I" e "H" consentono una variazione dello smusso del vetro, il che significa che la dimensione del bordo piatto diventa meno critica. Ti consigliamo comunque di applicare le dimensioni indicate nella tabella sopra.

The Flexible 'I' Joint and 'H' Section allow for a variance in the glass arris meaning the flat edge dimension becomes less critical. We would however recommend that you apply the dimensions stated in the table above.

GUIDA PER INSTALLAZIONE - INSTALLATION POINTS

I seguenti punti dovrebbero essere presi in considerazione durante l'installazione di G2G®:

- Per garantire la miglior adesione tra il profilo G2G® e il vetro si consiglia una temperatura di applicazione compresa tra 18 e 35 gradi centigradi.
- Si raccomanda dove possibile, che le guarnizioni e i vetri siano portati in loco 24 ore prima in modo da uniformare la loro temperatura a quella dell'ambiente in cui verranno installati.
- Una buona pulizia del bordo del vetro consente la massima forza di adesione. Quando si montano le guarnizioni sul posto è importante che i bordi levigati siano puliti, privi di polvere e grasso. Si consiglia una salviettina imbevuta di alcol.
- È essenziale che ogni vetro sia posizionato e installato (in particolare il primo vetro) verticalmente/ orizzontalmente e centrato nelle canaline di base e di testa.
- Si raccomanda, prima di fissare la guarnizione di giunzione, di controllare che il vetro successivo sia posizionato di fianco in modo da controllare il corretto allineamento, messa a bolla del vetro o problematiche dovute ad un'eccessiva curvatura del vetro.
- Si consiglia di utilizzare cinturini a cricchetto / ventose per montare i pannelli e ottenere la migliore pressione di contatto.
- Il nastro G2G® ha un'eccellente aderenza sia iniziale che di incollaggio nella maggior parte delle condizioni.
- Si rafforza fino alla sua massima forza di aderenza 12 ore dopo il montaggio.

Tenere conto che questi punti sono solo a scopo di guida, non ci assumiamo alcuna responsabilità per l'installazione complessiva di un sistema di pareti vetrate. Tutte le linee guida e le illustrazioni contenute sono fornite a titolo indicativo e la consulenza specializzata dovrebbe essere richiesta per le singole applicazioni.

The following points should be taken into consideration when installing G2G®:

- To ensure the best bond between the G2G® profile and the glass an application temperature between 18 to 35 degrees centigrade is recommended.
- It is recommended that where possible the joints and glass are equalised to room temperature 24 hours prior to fitting.
- A quality polished edge works best for maximum bond strength. When fitting the joints on site it is important that these polished edges are clean, dust and grease free. An alcohol wipe is recommended.
- It is essential that every panel is shimmed and plumbed (particular the first panel) vertically/ horizontally and centralised in the base and head channels.
- It is recommended that prior to fitting the joint each following glass panel is placed side by side to check for bow and swapped for a flush panel if there are any showing this affect.
- It is recommended that ratchet strap/suckers are used when fitting panels to achieve the best contact pressure.
- The G2G® tape has excellent initial tack and contact bond in most conditions. It strengthens to its maximum bond strength 12 hours after fitting.

Please note these are for guidance only, Reddiplex® take no responsibility for the overall installation of a partitioning system. All of the guidance and illustrations contained are given as guidance only and specialist advice should be sought for individual applications.



Guarnizioni porte vetro Glass door seals

Le guarnizioni per porte in vetro G2G® rappresentano la soluzione ideale per sigillare perimetri e soglie delle porte in vetro.

Il sistema porte è stato progettato ad integrazione della gamma di profili guarnizione G2G®. La finitura elegante e minimale è assicurata così come la continuità estetica delle pareti in vetro.

La gamma comprende anche un G2G® Glass Dropdown Seal automatico. Disponibile in alluminio naturale e nero, questo profilo è il tocco finale alle porte in vetro con e senza frame.

G2G® glass door seals provide an ideal solution for perimeter and threshold sealing of glass doors.


The door system has been designed to work in conjunction with the G2G® dry joint range to provide a sleek and minimal finish to enhance the overall aesthetics of fully glazed partitions.

The range also includes an automatic G2G® Glass Dropdown Seal. Available in Silver and Black, this dropdown provides the finishing touch to framed and frameless glass doors.

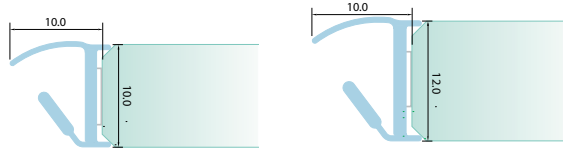
- **Massima trasparenza**
- **Adatto per vetro standard e stratificato**
- **Adatto per spessori di vetro di 10, 10.8, 12 e 12.8mm**
- **Utilizzabili con sopra luce**
- **Adatte per porte in battuta a un'anta**
- **Nastro ad altra adesione**

- **High clarity**
- **Suitable for standard and laminated glass**
- **Glass thicknesses 10, 10.8, 12 and 12.8mm**
- **Overpanel accommodation**
- **Suitable for single action, single doorsets**
- **High bond application tape**


Side Seal G2G1010



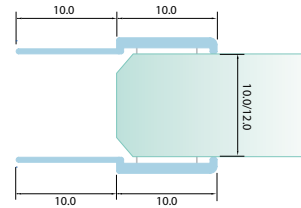
Glass Thickness		Colour	Length
Standard	Laminated		
10mm	10.8mm	○	3m
12mm	12.8mm	○	3m



Top & Bottom Seal G2G2001



Glass Thickness		Colour	Length
Standard	Laminated		
10mm	10.8mm	○	3m
12mm	12.8mm	○	3m



GUIDA ALL'INSTALLAZIONE GUARNIZIONI PORTA VETRO GLASS DOOR SEALS INSTALLATION GUIDE



I seguenti punti dovrebbero essere presi in considerazione quando si installano le guarnizioni per porte G2G®:

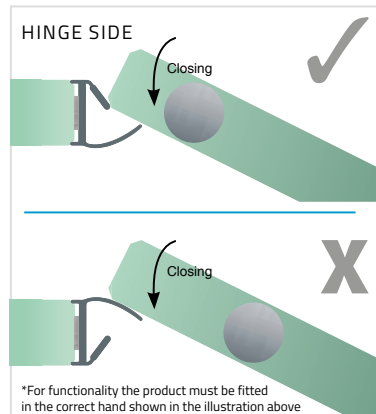
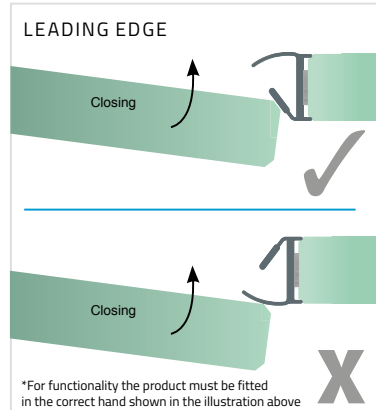
- Per garantire la miglior adesione tra il profilo G2G® e il vetro si consiglia una temperatura di applicazione compresa tra 18 e 35 gradi centigradi.
- Si raccomanda che, ove possibile, le giunture e il vetro siano equalizzati a temperatura ambiente 24 ore prima del montaggio.
- Un bordo lucido di qualità funziona meglio per la massima forza di adesione. Quando si montano i giunti sul posto è importante che i bordi levigati siano puliti, privi di polvere e grasso. Si consiglia una salviettina imbevuta di alcol.
- È necessario lasciare uno spazio nominale di 5 mm tra l'anta e i pannelli adiacenti.
- Per applicazioni di retrofit è adatto uno spazio tra 3,5-8mm.
- Per garantire un'efficace sigillatura sulla soglia, l'aletta flessibile della guarnizione superiore e inferiore deve essere allineata con il pavimento e quindi applicata al pannello della porta.
- In caso di utilizzo di un pannello vetrato, utilizzare la guarnizione laterale, in testa. Quando installato, dovrebbe essere posizionato nella stessa direzione del bordo principale.
- Saranno necessarie rifiniture delle pinne di tenuta laterali intorno ai cerni delle cerniere superiore e inferiore e hardware aggiuntivo.
- La guarnizione superiore e inferiore devono essere montate mentre la porta è in posizione chiusa. La guarnizione superiore e inferiore può contenere una distanza di sicurezza fino a 12 mm.

Si prega di notare che quanto sopra è una semplice guida all'installazione. Colcom Group non si assume nessuna responsabilità relativamente l'installazione finale. Tutte le linee guida e le illustrazioni sono fornite titolo indicativo. È suggerita la richiesta di consulenza tecnica per ogni singola applicazione.

The following points should be taken into consideration when installing G2G® Door Seals:

- To ensure the best bond between the G2G® profile and the glass an application temperature between 18 to 35 degrees centigrade is recommended.
- It is recommended that where possible the joints and glass are equalised to room temperature 24 hours prior to fitting.
- A quality polished edge works best for maximum bond strength. When fitting the joints on site it is important that these polished edges are clean, dust and grease free. An alcohol wipe is recommended.
- A nominal gap of 5mm clearance is required to be left between the door leaf and the adjoining panes.
- For retrofit applications a gap of between 3.5-8mm is suitable.
- To ensure effective sealing at the threshold, the flexible fin of the Top and Bottom seal should be lined up with the floor and then applied to the door panel.
- Where a glazed over panel is used the Side Seal should be used, at the head. When installed it should be positioned the same direction as on the leading edge.
- Trimming will be required of the side seal flippers around top and bottom hinge patches and additional hardware.
- Top and bottom seal should be fitted whilst the door is in a closed position. The top and bottom seal can accommodate a threshold gap of up to 12mm.

Please note these are for guidance only, Colcom Group take no responsibility for the overall installation of a partitioning system. All of the guidance and illustrations contained are given as guidance only and specialist advice should be sought for individual applications.



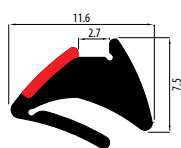
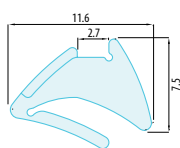
"HEAD & BASE" guarnizioni fermavetro a cuneo Single glazed frameless wedge




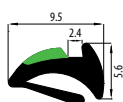
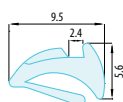
Le guarnizioni "Head & Base" fermano il vetro consentendo un'installazione semplice e pulita nei profili in alluminio sia di testa che di base. La linguetta a strappo consente la compatibilità con una vasta gamma di sistemi di cornici in alluminio. Adatto per spessori di vetro standard di 10 e 12 mm e spessori di vetro laminato di 10,8 e 12,8 mm. Le guarnizioni "Head & Base" senza telaio sono compatibili con tutti i profili guarnizione G2G®.

The Glazed Frameless Wedge grips the glass allowing a simple and clean installation in slim aluminium head and base channels. The tear-off fin enables compatibility with a range of companies aluminium framing systems. Suitable for standard glass thicknesses of 10 and 12mm, and laminated glass thicknesses of 10.8 and 12.8mm. Our frameless wedges are compatible with all G2G® dry joints.

Product Code	Wedging space	Colour	Length
G2G4001.103	4-5mm	●	100m
G2G4001.130	4-5mm	●	100m



Product Code	Wedging space	Colour	Length
G2G4002.103	2-3mm	●	200m
G2G4002.130	2-3mm	●	200m



N.B. Vetro e alluminio non forniti.

N.B. Glass and aluminium not supplied.



Applicator



Product Code

380.016.000

COLCOMCOLL Nastro adesivo Adhesive Bonding Tapes

- Applicazioni Differenti: pareti divisorie interamente in vetro, mobili, docce e box
- Per diversi materiali: vetro, legno, alluminio, plastica, ceramica
- Alta trasparenza, indice di rifrazione della luce quasi identico al vetro
- Effetto antimicrobico
- Resistente agli agenti esterni
- Registrazione fino al 500%
- Resistente a prodotti chimici e ammorbidenti
- Ottima adesione iniziale
- Adatto anche per superfici ruvide
- Resistente all'invecchiamento e alle radiazioni UV


- Differenti applications: all-glass partition walls, furniture, shower & cubicles
- For different materials: glass, wood, aluminium, plastic, ceramic
- High transparency, light refractive index almost identical to glass
- Antimicrobial effect
- Resistant to external influences
- Enlargement of up to 500%
- Resistant to chemicals and softeners
- Very good initial tack
- Also suitable for rough surfaces
- Resistant to ageing and UV radiation



Glass Thickness		Tape Width	Length
float	lam		
8mm	8.76mm	5mm	12m
10mm	10.76mm	7mm	12m
12mm	12.76mm	9mm	12m
	17.52mm	14mm	12m

FINISHING COMPONENTS

G2G® Banded Glazing




Le Pellicole adesive G2G, possono essere applicate su partizioni in vetro, in verticale e orizzontale.

- Adatte per applicazioni successive all'installazione
- Auto adesive per una facile applicazione
- Taglio a misura sul posto - nessun attrezzo speciale richiesto
- Facile da rimuovere - nessun effetto sulla partizione

The G2G® Banded Glazing Strip can be used to create horizontal and vertical banding across single glazed glass partitions.

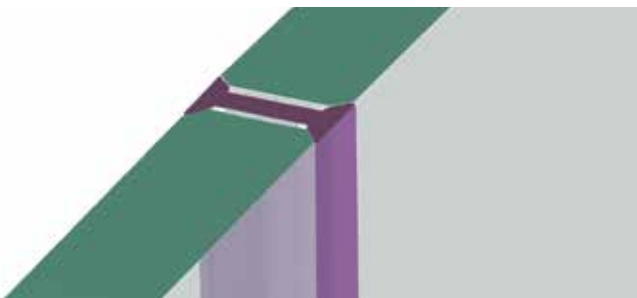


- Suitable for retro-fit applications
- Self-adhesive tape for ease of installation
- Cut to length on site - no specialist tools
- Easy to remove - no detrimental effect to the partition



Product Code	Size	Colour	Length
G2G3001	25 x 1.5mm	■	3m
G2G3002	25 x 3.0mm	■	3m

COLOUR CUSTOMISATION



Le Guarnizioni G2G sono disponibili nelle versioni nera e trasparente e in una ampia gamma di altri colori.

Facendo riferimento a specifiche colore riconosciute a livello internazionale (come RAL, BS e Pantone), possiamo offrire:

- Colori Corrispondenti A Elementi Esistenti
- Colori Per Migliorie Visive;
- Colori Aziendali Per Branding

Seguendo parametri stringenti, la nostra capacità produttiva e competenze in loco assicurano la ricezione dei profili secondo le vostre specifiche, ogni volta nei tempi previsti.

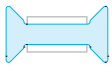


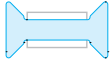
G2G® is no longer limited to black and clear, our custom capabilities allow us to offer you a full spectrum of coloured profiles. Referencing internationally recognised colour specifications such as RAL, BS and Pantone, we can offer:


- Colour matching to existing components
- Colours for visual enhancement
- Corporate colours for branding


Working to strict parameters our production capacity and onsite capabilities ensure that you receive dry joints to your specification, on time, every time.


G2G® GLASS DRY JOINTS – Clear Range


'I' Joint		
Glass Thickness	8-8.8mm	
Profile Length	3m	
Profile Colours	○	
Glass Arris	45°	
Glass Flat Edge	4.5mm	
Part No.	G2G1001.08.103	
	*	


'I' Joint		
Glass Thickness	10-10.8mm	
Profile Length	3m	
Profile Colours	○	
Glass Arris	45°	
Glass Flat Edge	6.5mm	
Part No.	G2G1001.10.103	
	○	


'I' Joint		
Glass Thickness	12-12.8mm	
Profile Length	3m	
Profile Colours	○	
Glass Arris	45°	
Glass Flat Edge	8.5mm	
Part No.	G2G1001.12.103	
	○	


'I' Joint		
Glass Thickness	15-15.8mm	
Profile Length	4m	
Profile Colours	○	
Glass Arris	45°	
Glass Flat Edge	11.5mm	
Part No.	G2G1001.15.103	
	△	


'I' Joint		
Glass Thickness	16.8mm	
Profile Length	4m	
Profile Colours	○	
Glass Arris	45°	
Glass Flat Edge	13.5mm	
Part No.	G2G1001.17.103	
	○	


Flexible 'I' Joint		
Glass Thickness	10-10.8mm	
Profile Length	3m	
Profile Colours	○	
Glass Arris	45°	
Glass Flat Edge	6.5mm*	
Part No.	G2G1002.10.103	
	○	


Flexible 'I' Joint		
Glass Thickness	12-12.8mm	
Profile Length	3m	
Profile Colours	○	
Glass Arris	45°	
Glass Flat Edge	8.5mm*	
Part No.	G2G1002.12.103	
	○	

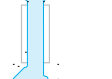
'H' Section		
Glass Thickness	10-10.8mm	
Profile Length	3m	
Profile Colours	○	
Glass Arris	45°	
Glass Flat Edge	6.5mm*	
Part No.	G2G1008.10.103	
	*	


'H' Section		
Glass Thickness	12-12.8mm	
Profile Length	3m	
Profile Colours	○	
Glass Arris	45°	
Glass Flat Edge	8.5mm*	
Part No.	G2G1008.12.103	
	*	


Abutment Joint		
Glass Thickness	10-10.8mm	
Profile Length	3m	
Profile Colours	○	
Glass Arris	45°	
Glass Flat Edge	6.5mm	
Part No.	G2G1003.10.103	
	*	


Abutment Joint		
Glass Thickness	12-12.8mm	
Profile Length	3m	
Profile Colours	○	
Glass Arris	45°	
Glass Flat Edge	8.5mm	
Part No.	G2G1003.12.103	
	*	


Minimal Corner Joint		
Glass Thickness	10-10.8mm	
Profile Length	3m	
Profile Colours	○	
Glass Arris	45°	
Glass Flat Edge	6.5mm	
Part No.	G2G1004.10.103	
	*	


Minimal Corner Joint		
Glass Thickness	12-12.8mm	
Profile Length	3m	
Profile Colours	○	
Glass Arris	45°	
Glass Flat Edge	8.5mm	
Part No.	G2G1004.12.103	
	*	


135° Connection Joint		
Glass Thickness	10-10.8mm	
Profile Length	3m	
Profile Colours	○	
Glass Arris	45°	
Glass Flat Edge	6.5mm	
Part No.	G2G1007.10.103	
	*	


135° Connection Joint		
Glass Thickness	12-12.8mm	
Profile Length	3m	
Profile Colours	○	
Glass Arris	45°	
Glass Flat Edge	8.5mm	
Part No.	G2G1007.12.103	
	*	


90° Corner Protection Joint		
Glass Thickness	10-10.8mm	
Profile Length	3m	
Profile Colours	○	
Glass Arris	45°	
Glass Flat Edge	6.5mm	
Part No.	G2G1005.10.103	
	*	


90° Corner Protection Joint		
Glass Thickness	12-12.8mm	
Profile Length	3m	
Profile Colours	○	
Glass Arris	45°	
Glass Flat Edge	8.5mm	
Part No.	G2G1005.12.103	
	*	


3-Way Joint		
Glass Thickness	10-10.8mm	
Profile Length	3m	
Profile Colours	○	
Glass Arris	45°	
Glass Flat Edge	6.5mm	
Part No.	G2G1006.10.103	
	*	

3-Way Joint		
Glass Thickness	12-12.8mm	
Profile Length	3m	
Profile Colours	○	
Glass Arris	45°	
Glass Flat Edge	8.5mm	
Part No.	G2G1006.12.103	
	*	

Square Corner Joint		
Glass Thickness	10-10.8mm	
Profile Length	3m	
Profile Colours	○	
Glass Arris	45°	
Glass Flat Edge	6.5mm	
Part No.	G2G1009.10.103	
	*	


Square Corner Joint		
Glass Thickness	12-12.8mm	
Profile Length	3m	
Profile Colours	○	
Glass Arris	45°	
Glass Flat Edge	8.5mm	
Part No.	G2G1009.12.103	
	*	


Square Corner Joint		
Glass Thickness	16.8mm	
Profile Length	4m	
Profile Colours	○	
Glass Arris	45°	
Glass Flat Edge	13.5mm	
Part No.	G2G1009.17.103	
	△	

90° Corner Protection Joint		
Glass Thickness	12-12.8mm	
Profile Length	3m	
Profile Colours	○	
Glass Arris	45°	
Glass Flat Edge	8.5mm	
Part No.	G2G1005.12.103	
	*	


Verkoopenheid:
o per 1 stuk
Δ per 15 stuks
* per 30 stuks


WEDGES – Clear Range

Single Glazed Frameless Wedge		
Glass Thickness	10-10.8mm	
Profile Length	100m	
Profile Colours	○	
Part No.	G2G4001.103	


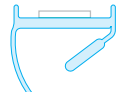

Single Glazed Frameless Wedge		
Glass Thickness	12-12.8mm	
Profile Length	200m	
Profile Colours	○	
Part No.	G2G4002.103	


WEDGES – Black Collection

Single Glazed Frameless Wedge		
Glass Thickness	10-10.8mm	
Profile Length	100m	
Profile Colours	●	
Part No.	G2G4001.130	

Single Glazed Frameless Wedge		
Glass Thickness	12-12.8mm	
Profile Length	200m	
Profile Colours	●	
Part No.	G2G4002.130	



G2G® DOOR SEALS – Clear Range

Side Seal		Side Seal		Top & Bottom Seal	
	Glass Thickness 10-10.8mm		Glass Thickness 12-12.8mm		Glass Thickness 10-10.8mm
	Profile Length 3m		Profile Length 3m		Profile Length 3m
	Profile Colours ●		Profile Colours ●		Profile Colours ●
	Glass Arris 45°		Glass Arris 45°		Profile Colours ●
	Glass Flat Edge 6.5mm		Glass Flat Edge 8.5mm		Part No. G2G2001.103
	Part No. G2G1003.10.130		Part No. G2G1010.12.130		Part No. G2G2001.103




Top & Bottom Seal	
	Glass Thickness 12-12.8mm
	Profile Length 3m
	Profile Colours ●
	Part No. G2G2001.103




G2G® BANDED GLAZING STRIP



– Black Collection



G2G® Banded Glazing Strip		G2G® Banded Glazing Strip	
	Profile 25 x 1.5mm		Profile 25 x 3.0mm
	Profile Length 3m		Profile Length 3m
	Profile Colours ●		Profile Colours ●
	Part No. G2G3001.130		Part No. G2G3002.130

G2G® GLASS DRY JOINTS – Black Collection

'I' Joint		'I' Joint		'I' Joint	
	Glass Thickness 10-10.8mm		Glass Thickness 12-12.8mm		Glass Thickness 16.8mm
	Profile Length 3m		Profile Length 3m		Profile Length 4m
	Profile Colours ●		Profile Colours ●		Profile Colours ●
	Glass Arris 45°		Glass Arris 45°		Glass Arris 45°
	Glass Flat Edge 6.5mm		Glass Flat Edge 8.5mm		Glass Flat Edge 13.5mm
	Part No. G2G1001.10.130		Part No. G2G1001.12.130		Part No. G2G1001.17.130

Abutment Joint		Abutment Joint		Square Corner Joint	
	Glass Thickness 10-10.8mm		Glass Thickness 12-12.8mm		Glass Thickness 16.8mm
	Profile Length 3m		Profile Length 3m		Profile Length 4m
	Profile Colours ●		Profile Colours ●		Profile Colours ●
	Glass Arris 45°		Glass Arris 45°		Glass Arris 45°
	Glass Flat Edge 6.5mm		Glass Flat Edge 8.5mm		Glass Flat Edge 13.5mm
	Part No. G2G1003.10.130		Part No. G2G1003.12.130		Part No. G2G1009.17.130

'H' Section		'H' Section	
	Glass Thickness 10-10.8mm		Glass Thickness 12-12.8mm
	Profile Length 3m		Profile Length 3m
	Profile Colours ●		Profile Colours ●
	Glass Arris 45°		Glass Arris 45°
	Glass Flat Edge 6.5mm*		Glass Flat Edge 8.5mm*
	Part No. G2G1008.10.130		Part No. G2G1008.12.130

Square Corner Joint		Square Corner Joint	
	Glass Thickness 12-12.8mm		Glass Thickness 16.8mm
	Profile Length 3m		Profile Length 4m
	Profile Colours ●		Profile Colours ●
	Glass Arris 45°		Glass Arris 45°
	Glass Flat Edge 8.5mm		Glass Flat Edge 13.5mm
	Part No. G2G1009.12.130		Part No. G2G1009.17.130

Verkoopenheid:
o per 1 stuk
Δ per 15 stuks
* per 30 stuks

Reddiplex Limited

The Furlong • Droitwich • Worcestershire WR9 9BG • United Kingdom

[t] +44 [0]1905 795432 • [f] +44 [0]1905 796662 • [e] sales@reddiplex.com • www.reddiplex.com



New JOINT

Perfiles guarnición

Los perfiles guarnición G2G ofrecen la solución ideal para unir paredes internas de vidrio, dotando las particiones de vidrio de un acabado elegante y minimalista.

Siendo una alternativa a la silicona, G2G minimiza el tiempo de instalación, haciéndola rápida y fácil porque se utiliza una cinta adhesiva integral de alta adhesión, eliminando la mugre y el derroche que el uso de la silicona puede generar.

Que sean interesados a la gama G2G estándar, o al desarrollo de un nuevo perfil, podemos ayudarles a desarrollarlo en el ámbito de su actividad de manera más eficaz.

Guarniciones para puertas de vidrio

Las guarniciones para puertas en vidrio G2G® representan la solución ideal para sellar perímetros y umbral de puertas en vidrio.

El sistema de puertas se ha desarrollado para funcionar en combinación con la gama de guarniciones G2G, para proveer un acabado elegante y minimalista, que complete la continuidad estética de las particiones en vidrio.

New JOINT

Profils de joint

Les profils d'étanchéité G2G offrent la solution idéale pour assembler des cloisons vitrées internes, offrant une finition élégante et minimaliste sur les parois vitrées.

Étant une alternative au silicone, G2G minimise le temps d'installation et le rend rapide et facile car il utilise un ruban adhésif intégral à haute adhérence, éliminant la saleté et les déchets que le silicone peut générer.

Que vous soyez intéressé par notre gamme G2G standard ou par un nouveau développement de profil, nous pouvons vous aider à le développer plus efficacement au sein de votre entreprise.

Joint de porte en verre

Les joints des portes en verre G2G® sont la solution idéale pour sceller les périmètres et les seuils des portes en verre.

Le système de porte a été conçu pour fonctionner en combinaison avec la gamme de profils de joint G2G® afin de fournir une finition élégante et minimale pour compléter la continuité esthétique des parois en verre.

New JOINT

Dichtungsprofile

Die G2G-Dichtungsprofile bieten die ideale Lösung für die Verbindung von inneren Glastrennwänden und bieten eine elegante und minimalistische Oberfläche der Glaswände.

Als Alternative zu Silikon minimiert G2G die Installationszeit und macht es schnell und einfach, da es ein integriertes Klebeband mit hoher Haftung verwendet, wodurch der Schmutz und die Abfälle, die das Silikon erzeugen kann, eliminiert werden.

Unabhängig davon, ob Sie an unserer Standard-G2G-Produktreihe oder an einer neuen Profilentwicklung interessiert sind, können wir Ihnen helfen, diese in Ihrem Unternehmen effektiver zu entwickeln.

Glastür-Dichtungen

Die Dichtungen für G2G®-Glastüren sind die ideale Lösung zum Abdichten von Umfängen und Schwellen von Glastüren.

Das Türsystem wurde so konzipiert, dass es in Kombination mit der Reihe der G2G® Dichtungsprofile eine elegante und minimalistische Oberfläche bietet, um die ästhetische Kontinuität der Glaswände zu vervollständigen.



We Build the Invisible

Colcom Group S.p.A.

Tel. (+39)0302532008 - (+39)0302530289

Fax. (+39)0302534707

colcomgroup.it

Via degli Artigiani, n° 56 int.1 - 25075 Nave (Brescia) - Italy

We Build the Invisible

